

RADIOGRAPHIC EXAMINATION REPORT

Customer : MICROFUSION CAST & ALLOYS, METODA	Report No. : 27812/25-26
Customer's Client :	Date : 26/03/2026
Job Description : 2" (DN50) FIG-630 ADAPTER #300	Date of Test : 21/03/2026
Die / Tool No. : 1212 Drg. No. :	Offer No. : 2020
Heat No. : E664 PO No. :	WAS No. :
Material : WCB	Test Carried Out At : OUR TEST LAB

Procedure Followed : ASME Sec V,Arti-2 & 22,2025	RT Coverage : B16.34
Evaluation Standard : ASTM E-446 (Vol II),2020	Procedure No. : PS05/I6 REV.5
Acceptance Standard : ASME B16.34 APPENDIX-1 2025	Shooting Sketch No. :





Radiation Source : Ir-192	Screen : LEAD 0.10mm Front , 0.10mm Back	Film Processing : MANUAL
Source Strength : 17.98 Ci	Exposure Time : VARIOUS MIN	Processing Time : MANUAL
Source Size : 2.7mmD x 1.2mmH	Film Brand & Type : FILM D7	

Sr. No.	Identification	Location	Film Size (inch)	Techq.	Thck. (mm)	Density	SFD (inch)	IQI	Sensitivity	Findings	Result
1	RT 1601	A	4 X 8	DWSI	10+10	2.0 TO 4.0	24	ASTM 10/1B	S 4TW6	A - I	Acceptable
2	RT 1601	B	4 X 8	DWSI	10+10	2.0 TO 4.0	24	ASTM 10/1B	S 4TW6	CB - II	Acceptable
3	RT 1601	C	4 X 8	DWSI	10+10	2.0 TO 4.0	24	ASTM 10/1B	S 4TW6	CB - II	Acceptable

Total No. of Films : 3 Nos., **Total Sq. Inches** : 96.00
Film Size Summary : 4 X 8 - 3

Density of each film is measured and confirm between 2.0 TO 4.0
NSD=No Significant Discontinuity, A=Gas Porosity, B=Inclusion, CA/CB/CC/CD=Shrinkage, D=Crack, E=Hot Tears, F=Insert, SD=Surface Depression, G=Mottling

Note :
1. Report relates items tested only.
2. Test Results are in compliance with requirements and / or specifications of technique used.
3. Test Reports shall not be reproduced except full in written approval of the Laboratory.

For, Capital NDT Services	Customer Representative :	Customer's Client :	Inspection Agency :
  KAUSHIK USDAD ASNT RT-II	  ASNT NDT Level-II P, MP, UT, RT, VT AN KAVATHI		

RADIOGRAPHIC EXAMINATION REPORT

Customer : MICROFUSION CAST & ALLOYS, METODA	Report No. : 27813/25-26
Customer's Client :	Date : 26/03/2026
Job Description : 2" (DN50) FIG-630 ADAPTER #300	Date of Test : 21/03/2026
Die / Tool No. : 1212 Drg. No. :	Offer No. : 2020
Heat No. : E664 PO No. :	WAS No. :
Material : WCB	Test Carried Out At : OUR TEST LAB

Procedure Followed : ASME Sec V,Arti-2 & 22,2025	RT Coverage : B16.34
Evaluation Standard : ASTM E-446 (Vol II),2020	Procedure No. : PS05/I6 REV.5
Acceptance Standard : ASME B16.34 APPENDIX-1 2025	Shooting Sketch No. :





Radiation Source : Ir-192	Screen : LEAD 0.10mm Front , 0.10mm Back	Film Processing : MANUAL
Source Strength : 17.98 Ci	Exposure Time : VARIOUS MIN	Processing Time : MANUAL
Source Size : 2.7mmD x 1.2mmH	Film Brand & Type : FILM D7	

Sr. No.	Identification	Location	Film Size (inch)	Techq.	Thck. (mm)	Density	SFD (inch)	IQI	Sensitivity	Findings	Result
1	RT 1602	A	4 X 8	DWSI	10+10	2.0 TO 4.0	24	ASTM 10/1B	S 4TW6	CB - III	Acceptable
2	RT 1602	B	4 X 8	DWSI	10+10	2.0 TO 4.0	24	ASTM 10/1B	S 4TW6	B - I	Acceptable
3	RT 1602	C	4 X 8	DWSI	10+10	2.0 TO 4.0	24	ASTM 10/1B	S 4TW6	B - I	Acceptable

Total No. of Films : 3 Nos., **Total Sq. Inches** : 96.00
Film Size Summary : 4 X 8 - 3

Density of each film is measured and confirm between 2.0 TO 4.0
NSD=No Significant Discontinuity, A=Gas Porosity, B=Inclusion, CA;CB;CC;CD=Shrinkage, D=Crack, E=Hot Tears, F=Insert, SD=Surface Depression, G=Mottling

Note :
1. Report relates items tested only.
2. Test Results are in compliance with requirements and / or specifications of technique used.
3. Test Reports shall not be reproduced except full in written approval of the Laboratory.

For, Capital NDT Services	Customer Representative	Customer's Client :	Inspection Agency :
  KAUSHIK USDAD ASNT RT-II	 		



CAPITAL NDT SERVICES

Survey No. 72, Paikée 1 / Paikée 2 / Paikée 2, Plot No. 5, Dev Industrial Area, Village Bhunava,
Tal Gondal, Dist. Rajkot (Gujarat, India)
Phone : +91 95861 23523, +91 95862 23523, Email : capitalndts@gmail.com



RADIOGRAPHIC EXAMINATION REPORT

Customer : MICROFUSION CAST & ALLOYS, METODA	Report No. : 27814/25-26
Customer's Client :	Date : 26/03/2026
Job Description : 2" (DN50) FIG-630 ADAPTER #300	Date of Test : 21/03/2026
Die / Tool No. : 1212 Drg. No. :	Offer No. : 2020
Heat No. : E664 PO No. :	WAS No. :
Material : WCB	Test Carried Out At : OUR TEST LAB

Procedure Followed : ASME Sec V,Arti-2 & 22,2025	RT Coverage : B16.34
Evaluation Standard : ASTM E-446 (Vol II),2020	Procedure No. : PS05/16 REV.5
Acceptance Standard : ASME B16.34 APPENDIX-1 2025	Shooting Sketch No. :

Radiation Source : Ir-192	Screen : LEAD 0.10mm Front , 0.10mm Back	Film Processing : MANUAL
Source Strength : 17.98 Ci	Exposure Time : VARIOUS MIN	Processing Time : MANUAL
Source Size : 2.7mmD x 1.2mmH	Film Brand & Type : FILM D7	

Sr. No.	Identifi- cation	Location	Film Size (inch)	Techq.	Thck. (mm)	Density	SFD (inch)	IQI	Sensi tivity	Findings	Result
1	RT 1603	A	4 X 8	DWSI	10+10	2.0 TO 4.0	24	ASTM 10/1B	S 4TW6	B - II	Acceptable
2	RT 1603	B	4 X 8	DWSI	10+10	2.0 TO 4.0	24	ASTM 10/1B	S 4TW6	B - II	Acceptable
3	RT 1603	C	4 X 8	DWSI	10+10	2.0 TO 4.0	24	ASTM 10/1B	S 4TW6	B - II	Acceptable

Total No. of Films : 3 Nos., **Total Sq. Inches** : 96.00
Film Size Summary : 4 X 8 - 3

Density of each film is measured and confirm between 2.0 TO 4.0
NSD=No Significant Discontinuity, A=Gas Porosity, B=Inclusion, CA,CB,CC;CD=Shrinkage,
D=Crack, E=Hot Tears, F=Pinpoint, GB=Surface Depression, G=Mottling

Note :
1. Report relates items tested only.
2. Test Results are in compliance with requirements and / or specifications of technique used.
3. Test Reports shall not be reproduced except full in written approval of the Laboratory.

For, Capital NDT Services	Customer Representative :	Customer's Client :	Inspection Agency :
 KAUSHIK USDAD ASNT RT-II	 CHANDIA		

RADIOGRAPHIC EXAMINATION REPORT

Customer : MICROFUSION CAST & ALLOYS, METODA	Report No. : 27815/25-26
Customer's Client :	Date : 26/03/2026
Job Description : 2" (DN50) FIG-630 ADAPTER #300	Date of Test : 21/03/2026
Die / Tool No. : 1212 Drg. No. :	Offer No. : 2020
Heat No. : E664 PO No. :	WAS No. :
Material : WCB	Test Carried Out At : OUR TEST LAB
Procedure Followed : ASME Sec V,Arti-2 & 22,2025	RT Coverage : B16.34
Evaluation Standard : ASTM E-446 (Vol II),2020	Procedure No. : PS05/16 REV.5
Acceptance Standard : ASME B16.34 APPENDIX-1 2025	Shooting Sketch No. :




Radiation Source : Ir-192	Screen : LEAD 0.10mm Front , 0.10mm Back	Film Processing : MANUAL
Source Strength : 17.98 Ci	Exposure Time : VARIOUS MIN	Processing Time : MANUAL
Source Size : 2.7mmD x 1.2mmH	Film Brand & Type : FILM D7	

Sr. No.	Identification	Location	Film Size (inch)	Techq.	Thck. (mm)	Density	SFD (inch)	IQI	Sensitivity	Findings	Result
1	RT 1604	A	4 X 8	DWSI	10+10	2.0 TO 4.0	24	ASTM 10/1B	S 4TW6	CB - II	Acceptable
2	RT 1604	B	4 X 8	DWSI	10+10	2.0 TO 4.0	24	ASTM 10/1B	S 4TW6	B/CB - I/I	Acceptable
3	RT 1604	C	4 X 8	DWSI	10+10	2.0 TO 4.0	24	ASTM 10/1B	S 4TW6	B/CB - I/I	Acceptable

Total No. of Films : 3 Nos., **Total Sq. Inches** : 96.00
Film Size Summary : 4 X 8 - 3

Density of each film is measured and confirm between 2.0 TO 4.0
NSD=No Significant Discontinuity, A=Gas Porosity, B=Inclusion, CA;CB;CC;CD=Shrinkage, D=Crack, E=Hot Tears, F=Insert, SD=Surface Depression, G=Mottling

Note :
1. Report relates items tested only.
2. Test Results are in compliance with requirements and / or specifications of technique used.
3. Test Reports shall not be reproduced except full in written approval of the Laboratory.

For, Capital NDT Services	Customer Representative :	Customer's Client :	Inspection Agency :
  KAUSHIK USDAD ASNT RT-II	 MICROFUSION CAST & ALLOYS ASNT Level-II RT, MP, UT, RT, VT		